

Sapa Mentari

Sajian Pagi Menu Trading dari BRI Danareksa Sekuritas



KEY PERFORMANCE INDEX

	Price	1D	1W	1M	YTD
IDX	6,002.77	0.54%	-1.13%	-4.09%	0.40%
LQ45	900.02	0.49%	-1.84%	-4.39%	-3.73%
Global					
Dow Jones	33,430.24	-0.29%	1.10%	6.14%	9.23%
S&P 500	4,073.94	-0.10%	2.91%	6.04%	8.46%
Nasdaq	13,698.38	-0.05%	5.01%	6.02%	6.29%
EIDO, VIX & DXY					
EIDO	21.91	0.74%	-0.45%	-4.36%	-6.45%
VIX	18.12	1.17%	-7.60%	-26.52%	-20.35%
DXY	92.297	-0.32%	-1.10%	0.33%	2.67%
Asean & Regional					
Thailand (SET)	1,579.66	-1.04%	-0.62%	2.30%	8.99%
Philippines (PSI)	6,590.11	1.46%	0.68%	-4.23%	-7.70%
Malaysia (KLCI)	1,578.91	-0.34%	-1.88%	-1.33%	-2.97%
Vietnam (VN)	1,239.96	0.32%	4.52%	6.10%	12.33%
China (SSEC)	3,482.97	-0.04%	0.76%	-0.54%	0.29%
Hong Kong (HSI)	28,938.74	0.00%	1.26%	-0.55%	6.27%
Japan (N225)	29,696.63	-1.30%	0.90%	2.88%	8.21%
Korea (KS11)	3,127.08	0.20%	1.86%	3.33%	8.83%
Taiwan (TWII)	16,739.87	1.02%	1.12%	5.58%	13.63%
India (NSE)	14,683.50	0.31%	-1.09%	-1.70%	5.02%

CURRENCY AND BOND YIELD

	Rate	1D	1W	1M	YTD
USD/IDR	14,505	-0,03	0.24%	1.50%	3.24%
USD/JPY	109.76	0.01%	-0.53%	1.30%	6.34%
EUR/USD	1.187	-0.01%	1.37%	-0.36%	-2.78%
GBP/USD	1.382	0.01%	0.62%	-0.12%	1.10%
Indonesia 10-Year (%)	6.691	0.32%	-1.52%	1.00%	12.61%
United States 10-Year (%)	1.658	-3.62%	-3.04%	3.67%	80.91%

HARD & SOFT COMMODITY

	Price	1D	1W	1M	YTD
Nickel	16,732.50	3.16%	5.25%	2.54%	0.87%
Coal	94.85	-1.71%	0.61%	3.58%	5.23%
Gold	1,744.40	0.90%	3.59%	2.70%	-7.95%
Silver	25.030	1.74%	4.45%	-1.10%	-4.77%
Copper	40.152	-0.73%	3.24%	0.79%	16.56%
Tin	25,835.00	2.34%	2.19%	6.34%	27.17%
Soy Bean	1,420.50	0.53%	3.81%	-0.88%	8.41%
Soy Oil	54.10	2.44%	7.21%	1.35%	24.86%
Wheat	190.35	0.00%	0.18%	-7.53%	-4.11%
Sugar	423.40	0.00%	-1.49%	-8.65%	0.59%
Pulp	7,084.0	0.00%	3.21%	-2.15%	22.77%
Rubber	165.20	0.98%	-0.42%	-6.08%	9.91%
Corn	554.80	0.33%	2.88%	-1.28%	14.63%
Palm Oil	4,206	0.96%	3.61%	5.50%	7.02%
Oil (Brent)	62.64	0.79%	-2.37%	-9.72%	20.89%
Oil (WTI)	59.15	0.85%	-2.23%	-10.43%	22.01%

Source : investing.com, Barchart



FOKUS HARI INI

*Rekomendasi kami pada halaman ini menggunakan proyeksi 1 tahun buku, kecuali ada update perkembangan selanjutnya.

▶ Jasa Marga (JSMR, BUY- TP 5600) Almost Back to Normal

Pendapatan jalan tol mingguan hingga akhir Mar21 mencapai 98% dari level normal. Secara YTD, pendapatan jalan tol mingguan mencapai 90.7% dari level normal. Larangan mudik lebaran diprediksikan tidak akan banyak berpengaruh pada traffic karena masyarakat masih diperbolehkan bepergian dalam kota. Kami memprediksikan traffic pada FY21 akan bertumbuh sebesar +8% YoY, yang setara dengan 89% dari level rata-rata normal. Proyeksi kami telah mengantisipasi kemungkinan adanya PPKM, dengan pertumbuhan ASP (average selling price) sebesar +4.5%, maka target pertumbuhan pendapatan jalan tol pada FY21 adalah +14.2% YoY.

Full report : [Klik disini](#)

▶ BTPN Syariah (BTSP, BUY – TP 4200) Sound Recovery Play

Kami memprediksikan pada tahun ini pertumbuhan financing sebesar 13.4% disokong adanya perbaikan ekonomi. BTSP telah berkomitmen untuk menjaga hubungan baik dengan nasabahnya melalui kunjungan rutin dan juga membantu penjualan melalui platform e-commerce seperti Shopee, Tokopedia dan Bukalapak. NIM diperkirakan bisa membesar ke 31.4%, sementara COF diprediksi bisa turun 10bps ke 5% didukung adanya penurunan pada bunga deposito. Dengan adanya pelanggaran pembatasan sosial, asset quality diasumsikan membaik sehingga target NPF hanya sebesar 1.7% per Dec21F.

Full report : [Klik disini](#)

▶ Sawit Sumbermas (SSMS, BUY – TP 1900) In For a Record Breaking Year

Laba bersih FY20 melonjak ke IDR576.6bn (+4,836.9% YoY), didukung pertumbuhan laba bersih pada 4Q20 IDR290.3bn yang jauh diluar ekspektasi kami dan konsensus. Profitabilitas yang tinggi ini didorong oleh adanya kenaikan harga CPO pada 4Q20 ke IDR8,770/kg (+21.7% YoY, +10.2% QoQ), sehingga harga rata-rata CPO 2020 mencapai IDR8,071/kg. Sehingga walaupun volume sedikit turun -0.6% YoY ke 449.3k ton, total penjualan bertumbuh +22.4% YoY ke IDR4.0tn. Kami meningkatkan asumsi harga CPO rata-rata ke MYR3,200/ton (vs MYR2,900/ton), menjadikan target harga efektif IDR8,800/kg dan proyeksi laba bersih 2021F kali ini merupakan rekor tertinggi yakni IDR825.1bn (+43.1% YoY, +19.6%).

Full report : [Klik disini](#)

▶ Harum Energy (HRUM, SELL – TP 2500) Soft Core Earnings – Below Expectation

Laba bersih 4Q20 tercatat USD33.3mn (vs 3Q20 : USD3.8mn), dengan meningkatnya valuasi Nickel Mines Limited (NIC) yang pada 4Q20, tercatat fair value sebesar USD34mn (vs 3Q20 : USD6mn). Namun HRUM melaporkan rugi bersih dari bisnis utama -USD5mn pada 4Q20 (vs 3Q20 rugi bersih dari bisnis utama : -USD2.0mn) dampak dari penjadwalan ulang pengiriman batubara yang menurunkan volume penjualan hingga -40.8% QoQ meskipun adanya perbaikan pada ASP. Laba bersih FY20 tercatat bertumbuh sebesar +USD59mn (+218.9% YoY), pada level operasional HRUM melaporkan penurunan EBITDA -42.1% YoY dampak dari penurunan volume penjualan Batubara (-32% YoY) dan ASP (average selling price) yang melemah (-13.3% YoY).



Trading Ideas

oleh Hadyatma Dahna Marta – Technical Expert BRIDS

Composite Daily



S2	S1	R1	R2
5875	5928	6016	6080

- IHSG diprediksi bergerak mixed dengan kecenderungan menguat
- Indikator MACD negatif melemah
- Indikator stochastic netral golden cross
- Indikator RSI oversold towards netral

ANTM – Trading Buy



TP1	TP2	SL1	SL2
2380	2430	2240	2160

Trading Range : 2160 - 2430

- Volume transaksi meningkat
- Indikator MACD positif golden cross
- Indikator Stochastic netral golden cross
- Indikator RSI netral menguat

CTRA – Trading Buy



TP1	TP2	SL1	SL2
1170	1185	1130	1105

Trading Range : 1105 - 1185

- Indikator MACD negatif melemah
- Indikator Stochastic golden cross
- Indikator RSI netral menguat

BNGA – Trading Buy



TP1	TP2	SL1	SL2
1100	1115	1045	1010

Trading Range : 1010 - 1115

- Volume transaksi meningkat
- Indikator MACD negatif melemah
- Indikator Stochastic netral menguat
- Indikator RSI netral

DOID – Sell



TP1	TP2	SL1	SL2
364	358	390	404

Trading Range : 358 - 404

- Indikator MACD negatif menguat
- Indikator Stochastic oversold
- Indikator RSI oversold

MIKA - Sell



TP1	TP2	SL1	SL2
2630	2700	2490	2430

Trading Range : 2430 - 2700

- Indikator MACD negatif menguat
- Indikator Stochastic oversold
- Indikator RSI oversold

STOCK PICK

TREND TRADE						
Code	Action	Call Price	Last Price	Target Price	Stop Loss	Remarks
INDF	BUY	6,400	6,750	7,775	5,975	Rounding Bottom, Saucer Day 17
SMGR	BUY	11,125	10,375	12,000	10,100	Rebound From Lower Uptrend Channel Day 14
PGAS	SELL	1,325	1,295	1,175	1,545	Bearish Rectangle Day 8

Catatan:

Trend Trade/Minor Trend memiliki rentang waktu hold position dalam 30 hari.*rekomendasi baru
Call Price adalah harga pada saat rekomendasi dikeluarkan

SWING TRADE						
Code	Action	Call Price	Last Price	Target Price	Stop Loss	Remarks
ASII	SELL	5,450	5,350	5,200	6,000	Head and Shoulder Day 8
ICBP	BUY	9,200	8,825	10,000	8,500	Breakout Downtrend Channel Day 4
WSBP	SELL	212	200	175	250	Inverted Head and Shoulder Day 3

Catatan:

Swing Trade memiliki rentang waktu hold position dalam 3-10 hari.*rekomendasi baru
Call Price adalah harga pada saat rekomendasi dikeluarkan

DAY TRADE										
NO	CODE	LAST PRICE	PREV DAY	Δ	% CHG	ACTION	TP1	TP2	SL1	SL2
1	CTRA	1155	1135	20	1,76%	BUY	1.170	1.185	1.130	1.105
2	BNGA	1080	1045	35	3,35%	BUY	1.100	1.115	1.045	1.010
3	ANTM	2330	2200	130	5,91%	BUY	2.380	2.430	2.240	2.160
4	JSMR	4270	4110	160	3,89%	BUY	4.360	4.440	4.130	3.990
5	WIIM	910	895	15	1,68%	BUY	925	940	890	875
6	PSAB	200	197	3	1,52%	BUY	206	210	196	192
7	MDKA	2310	2250	60	2,67%	BUY	2.380	2.440	2.230	2.150
8	WOOD	830	780	50	6,41%	BUY	855	880	795	760
9	DOID	376	386	-10	-2,59%	SELL	366	358	390	404
10	MIKA	2550	2610	-60	-2,30%	SELL	2.490	2.430	2.630	2.700
11	ERAA	505	510	-5	-0,98%	SELL	500	494	510	515
12	SCMA	1720	1725	-5	-0,29%	SELL	1.670	1.625	1.755	1.790
13	KAEF	2570	2610	-40	-1,53%	SELL	2.520	2.480	2.620	2.670
14	BDMN	2830	2870	-40	-1,39%	SELL	2.800	2.770	2.870	2.900
15	PTBA	2520	2540	-20	-0,79%	SELL	2.460	2.400	2.560	2.600

Keterangan Day Trade Stock Pick :

1. Data kumpulan saham diambil dari Indeks Kompas 100
2. Data diurutkan berdasarkan value transaksi terbesar selama 20 hari bursa terakhir
3. SL1 (Stop Loss 1) = Batas bawah pertama yang direkomendasikan untuk melakukan CUT LOSS
4. SL2 (Stop Loss 2) = Batas bawah kedua yang direkomendasikan untuk melakukan CUT LOSS
5. TP1 (Target Price 1) = Batas atas pertama yang direkomendasikan untuk melakukan TAKE PROFIT
6. TP2 (Target Price 2) = Batas atas kedua yang direkomendasikan untuk melakukan TAKE PROFIT




Sales Team

Deni Herdiana


Head - Retail Customer Distribution

 deni.herdiana@bridanareksasekuritas.co.id


 (021) 50914100

I Wayan Satia Jaya

Branch Manager - Coordinator


 Palembang, Depok

 satia@bridanareksasekuritas.co.id


 (021) 78849149

Rudy Ruslim

Branch Manager


 Mangga Dua


 [rudyr@bridanareksasekuritas.co.id](mailto:rudy@bridanareksasekuritas.co.id)


 (021) 62301988

Upik Yuzarni

Branch Manager


 Pondok Indah

 upik_y@bridanareksasekuritas.co.id


 (021) 29555777

Maryadi Suwondo

Branch Manager


 Bandung

 maryadi@bridanareksasekuritas.co.id


 (022) 860 210 30

Yahuda Nawa Yanukrisna

Branch Manager


 Yogyakarta, Solo, Semarang

 yahuda@danareksa.com


 (0274) 551181

Rachma Yudyawati

Branch Manager


 Surabaya, Malang


 rachma@bridanareksasekuritas.co.id


 (031) 5345888

Martha Hidayat

Branch Manager


 Medan


 marthah@bridanareksasekuritas.co.id


 (061) 4528100

Umar Bin Aziz

Branch Manager

 Makassar

 umarba@bridanareksasekuritas.co.id

 (0411) 8114011

Disclaimer

The information contained in this report has been taken from sources which we deem reliable. However, none of P.T. Danareksa Sekuritas and/or its affiliated companies and/or their respective employees and/or agents makes any representation or warranty (express or implied) or accepts any responsibility or liability as to, or in relation to, the accuracy or completeness of the information and opinions contained in this report or as to any information contained in this report or any other such information or opinions remaining unchanged after the issue thereof.

We expressly disclaim any responsibility or liability (express or implied) of P.T. Danareksa Sekuritas, its affiliated companies and their respective employees and agents whatsoever and howsoever arising (including, without limitation for any claims, proceedings, action, suits, losses, expenses, damages or costs) which may be brought against or suffered by any person as a result of acting in reliance upon the whole or any part of the contents of this report and neither P.T. Danareksa Sekuritas, its affiliated companies or their respective employees or agents accepts liability for any errors, omissions or misstatements, negligent or otherwise, in the report and any liability in respect of the report or any inaccuracy therein or omission there from which might otherwise arise is hereby expressly disclaimed.

The information contained in this report is not to be taken as any recommendation made by P.T. Danareksa Sekuritas or any other person to enter into any agreement with regard to any investment mentioned in this document. This report is prepared for general circulation. It does not have regard to the specific person who may receive this report. In considering any investments you should make your own independent assessment and seek your own professional financial and legal advice.



LANGKAH MUDAH

Buka Rekening Efek Melalui Eform

Yuk Follow Official Account Telegram BRIDS!

- ✓ Ketik <https://bit.ly/EformBRIDS> di browser Anda.
- ✓ Lakukan registrasi
- ✓ Lakukan login ulang
- ✓ Lengkapi data diri
- ✓ Upload dokumen yang dipersyaratkan
- ✓ Tunggu email konfirmasi
- ✓ Selamat! Anda dapat langsung bertransaksi



Reach Us on



Telegram !

BRI Danareksa Sekuritas (BRIDS) Official

<https://t.me/BRIDSofficialchannel>